



SEA EMPOWERMENT & RESEARCH CENTRE LTD/GTE RC1422713

Nurturing Transport, Sanitizing Marines

Office: Avistar Place, by Apple Junction/Festac, Amuwo Odofin, Lagos, Nigeria.

Website: seaempowerment.org **E-mail:** support@seaempowerment.org

STRICT ADHERENCE TO UNCTAD TECHNICAL NOTE ON PORT RESPONSIVENESS IN THE FIGHT AGAINST THE INVISIBLE THREAT: COVID 19, 13th to 17th of April 2020

We present the second report of our survey on the level of adherence to UNCTAD port guidelines on the fight against Covid 19 which includes;

- ❖ **Respect physical distancing rule**
- ❖ **Fumigate and disinfect all passenger terminal/areas**
- ❖ **Use of digital documentation**
- ❖ **Use of safety and protective equipment**

Note: As at the 29th of March 2020 the total cases of Covid 19 in Nigeria was 125 cases, 1 death and 3 discharged.

As at 18th of April 2020 the total cases of Covid 19 in Nigeria has risen to 541 confirmed cases, 19 deaths and 166 discharged.(NCDC)

The invisible Covid 19 cases rose by a percentage of 23.1% in the last 20 days approximately 21 cases per day.

AIM:

To draw the attention of the various Port Regulating Agencies, Nigeria Port Authority, Nigeria Shippers Council, Council for the Regulation of freight Forwarders in Nigeria and other Port Stakeholders to the low level of compliance to the UNCTAD Technical Note: Port Responsiveness in the Fight Against the "Invisible" threat: Covid 19, for the third consecutive survey at the Lagos Ports.

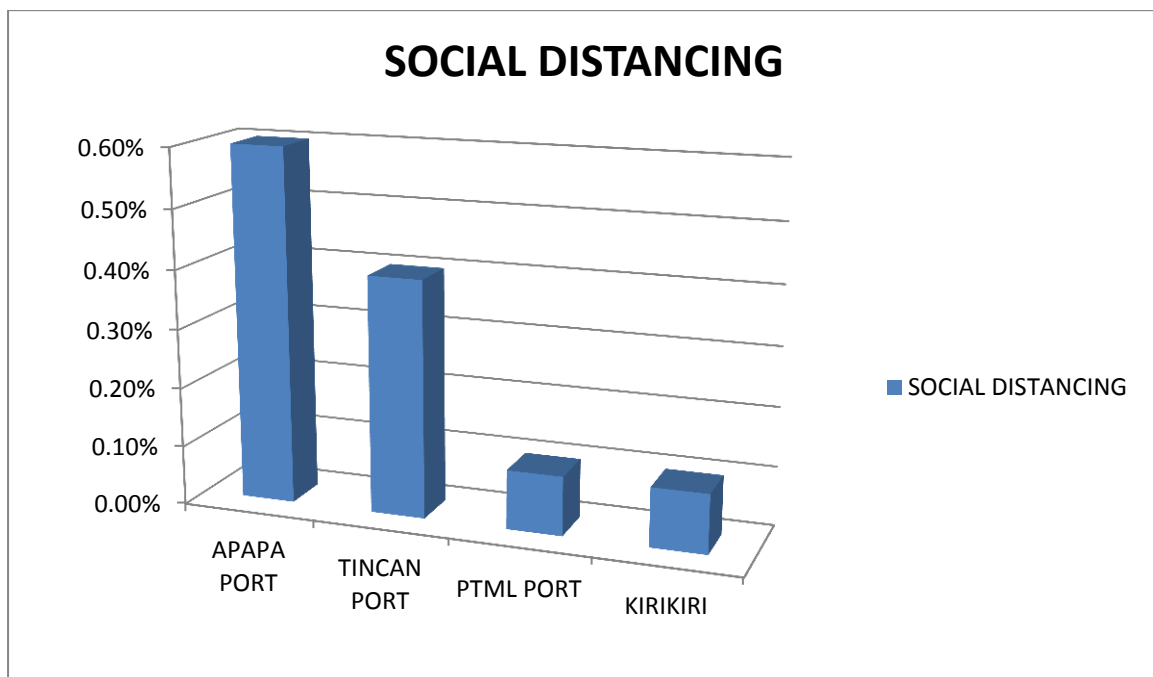
Francis Uchechukwu Aniezechukwu

Director General

www.seaempowerment.org

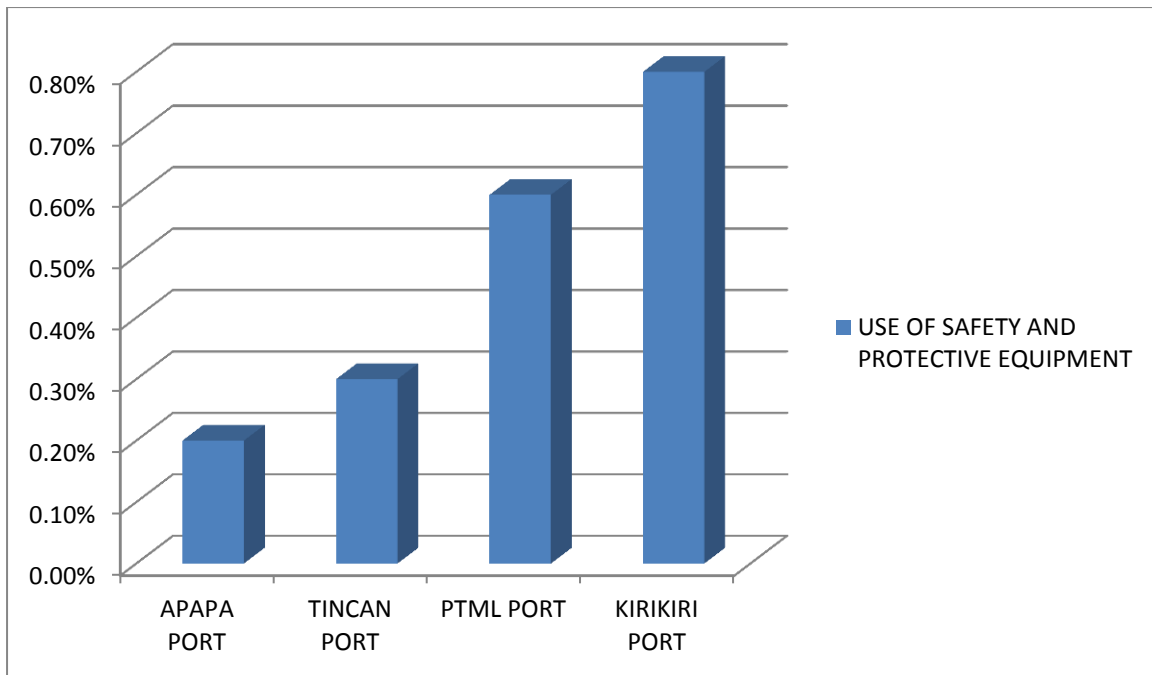
Fanizechukwu@seaempowerment.org

1.1 Graph showing the level of adherence in Port Terminals, Port Areas and Outside Offices at the various Ports



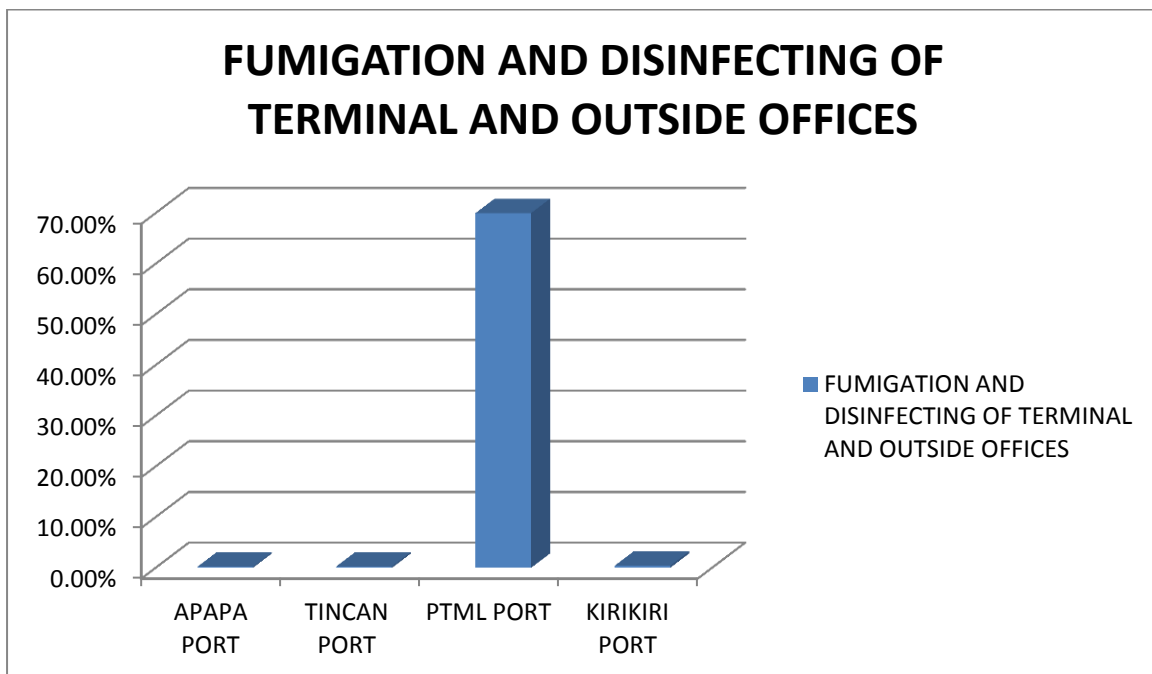
Note: extremely poor level of compliance inside the Terminals, Port Areas and Outside Port offices. Less than 1% each

1.2 Graph showing the level of adherence in Port Terminals, Port Areas and Outside Offices at the various Ports



NOTE: zero adherence to use of personal protective equipment within the port area.

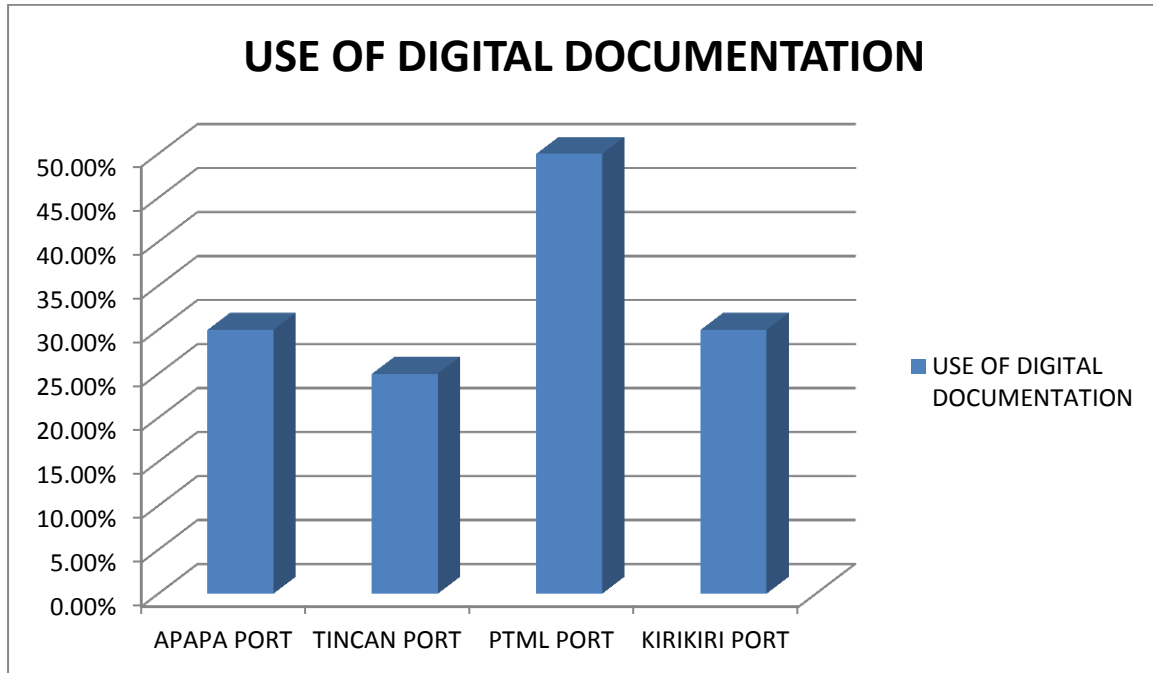
1.3 Graph showing the level of adherence in Port Terminals, Port Areas and Outside Offices at the various Ports



NOTE: PTML improved in disinfecting of terminals, port areas and outside offices.

1.4 Graph showing the level of adherence in Port Terminals, and

Shipping Companies at the various Ports



NOTE: Fairly implementation